



جامعة الإمام عبد الرحمن بن فيصل
IMAM ABDULRAHMAN BIN FAISAL UNIVERSITY

مستشفى الملك فهد الجامعي
King Fahad Hospital The University

Breast Biopsy



What is a breast biopsy?

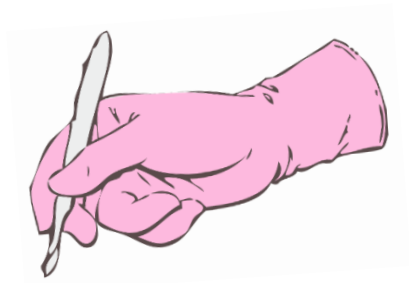
It is a simple operation performed under local or complete anesthesia to remove tissue from cells to be studied under a microscope, and a specific needle is used to identify the nature of the mass in the breast.



How To diagnose the breast biopsy?

The doctor examines to determine the location of the lumps in the breast in terms of texture and size

Mammography: To determine the most important features of the existing tumor, ultrasound can be used on the breast to find out if the tumor is liquid or solid, and in any case, any tissue or fluid removed from the breast must be examined.



What is the procedure to get the tissue or fluid out of the breast?

By using a very fine needle

To determine the type of tumor and if needed, fluid will be withdrawn or different samples will be taken from the solid tumor.



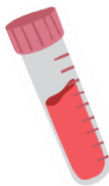
How do you prepare for breast biopsy?

- The doctor will tell you about the operation and you can ask questions if something is not clear.
- You will be asked to sign a consent form that gives your permission to do the procedure.




How do you prepare for breast biopsy?

- Tell the doctor if you suffer from any sensitivity to a particular medicine.
- Do blood tests before the date of the sample
- If the surgery is not under complete anesthesia, it is not necessary to fast the night before the operation, but if it is under complete anesthesia, then fasting must be done the night before the operation, after midnight.



How do you prepare for breast biopsy?

- After you recover from anesthesia, you will need to have a companion with you to take care of you and to take you home.
- Wearing loose-fitting clothes or buttons from the front so that it is easy to put them on when going home.



What should I expect after breast biopsy?

- You will feel some discomfort at the site of the operation, and this is normal.
- The site of the operation will be covered with patch, so do not try to remove it for 48 hours after the operation or according to the doctor's instructions.
- Swelling and bruising in the breast.
- Bleeding or infection at the biopsy site.



What should I expect after breast biopsy?

- A change in the shape of the breast, depending on the volume of tissue removed.
- Other treatment or additional surgery, depending on the biopsy results.



“It is important to tell your doctor if you develop a high temperature or if there is an abnormal leakage from the biopsy site, or redness or warmth, as these may be signs of an infection that may require urgent treatment.”




How should I take care of the biopsy site at home?

- The sample site must be kept dry and clean.
- You can shower on the day following the operation, change the gauze and apply the cream prescribed by the doctor with every change, for a period of 3 days.
- Use cold compresses on the area to reduce bruising and pain.



How should I take care of the biopsy site at home?

- If there are sutures a week after surgery, if they do not fall out (if the adhesive has fallen off, do not replace it)
- Take pain relievers when needed.
- The nurse will change the tape after 3 days after the operation.



How should I take care of the biopsy site at home?

- Refrain from carrying heavy things and from sports that require effort such as running and tennis until the stitches are removed.
- You can walk after the operation. If you are a worker, it is better to take a vacation the day after the operation.





Note:

Tell your doctor if any of the following problems occur:

- The presence of pain that does not go away even with taking analgesic drugs.
- There is bleeding or increased swelling at the site of the operation.
- Redness in the area around the site of the operation.
- The presence of an abscess or the appearance of an odor from the place of the operation.
- The appearance of an allergy to any medicine given to you in the hospital.



References:

Illustration pictures are taken from

www.canva.com

Reviewed by:

Radiologists of KFHU.

Health Awareness Unit

IAU-21-208



جامعة الإمام عبد الرحمن بن فيصل
IMAM ABDULRAHMAN BIN FAISAL UNIVERSITY

مستشفى الملك فهد الجامعي
King Fahad Hospital The University