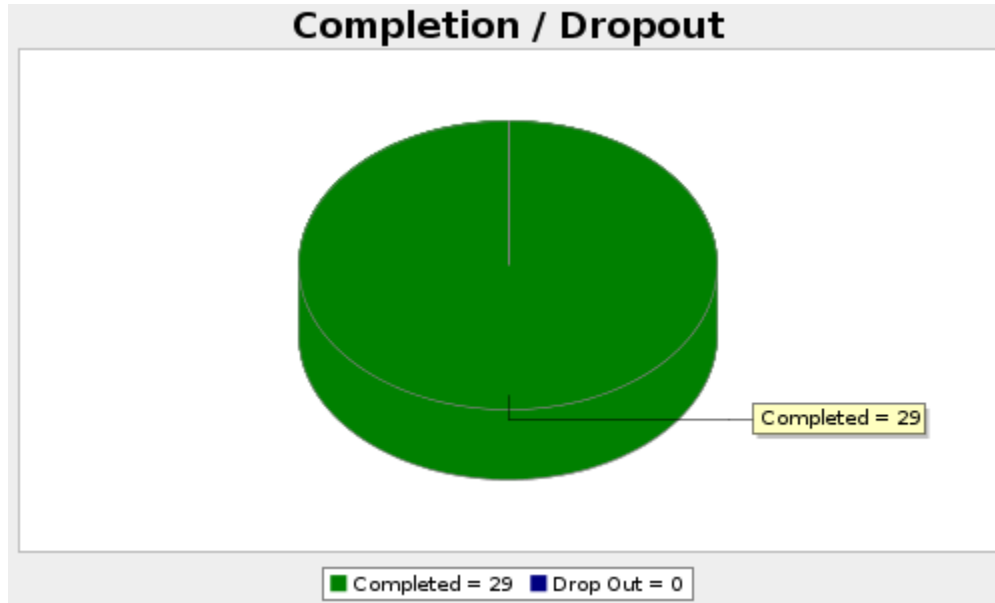


Evidence of Alignment (Blueprint) Survey

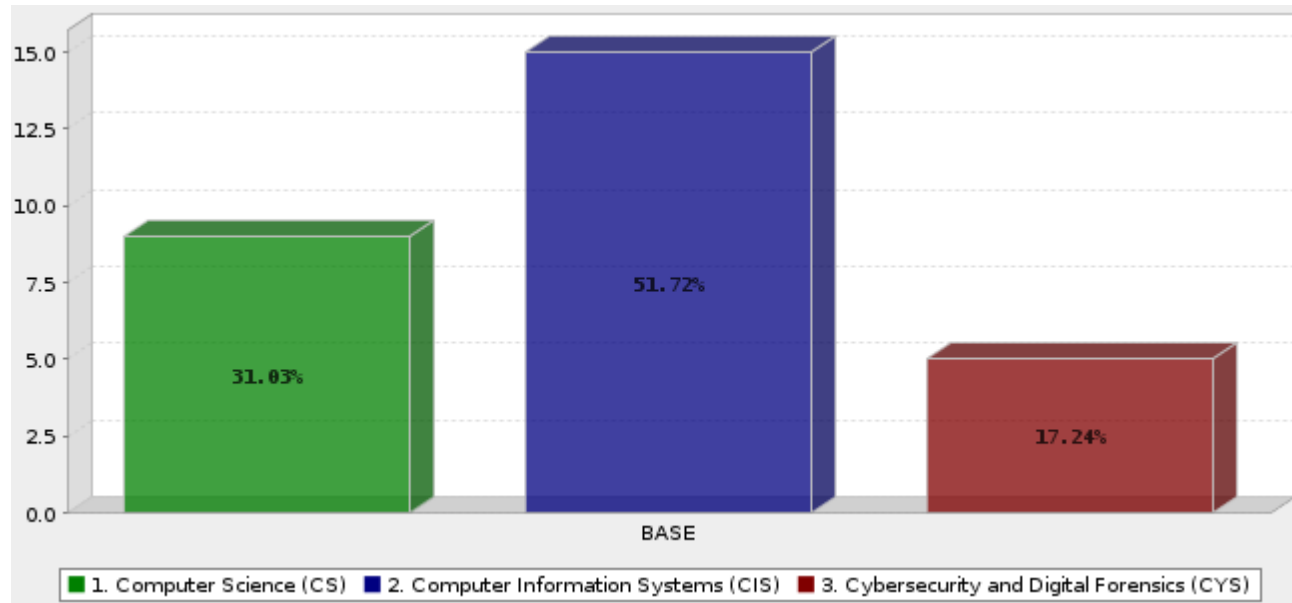
ccsit.pca@uod.edu.sa

Survey Overview



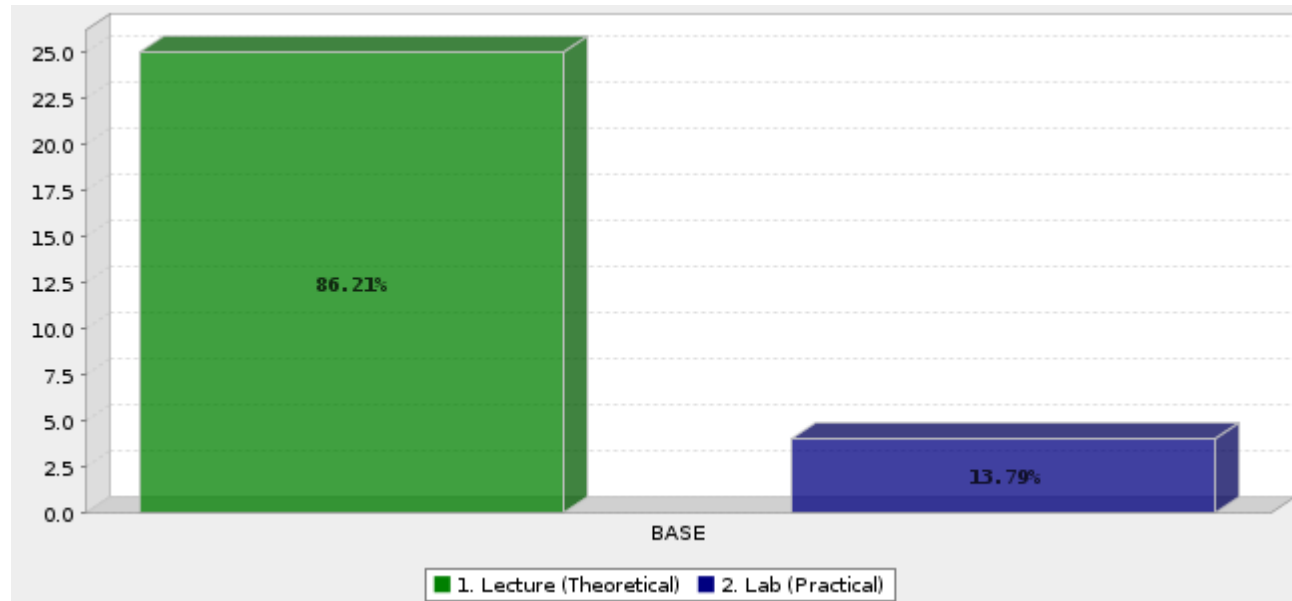
Viewed	Started	Completed	Completion Rate	Drop Outs (After Starting)	Average Time to Complete Survey
97	29	29	100%	0	8 minutes

Q3. Department



	Answer	Count	Percent
	1. Computer Science (CS)	9	31.03%
	2. Computer Information Systems (CIS)	15	51.72%
	3. Cybersecurity and Digital Forensics (CYS)	5	17.24%
	Total	29	100%
Mean : 1.862	Confidence Interval @ 95% : [1.610 - 2.114]	Standard Deviation : 0.693	Standard Error : 0.129

Q5. Course Delivery Type (e.g. Lecture, or Lab)



	Answer	Count	Percent
	1. Lecture (Theoretical)	25	86.21%
	2. Lab (Practical)	4	13.79%
	Total	29	100%
Mean : 1.138	Confidence Interval @ 95% : [1.010 - 1.266]	Standard Deviation : 0.351	Standard Error : 0.065